

CORESHARES SCIENTIFIC BETA MULTI FACTOR INDEX FUND

MINIMUM DISCLOSURE DOCUMENT (FACTSHEET)



30 April 2019

OBJECTIVE

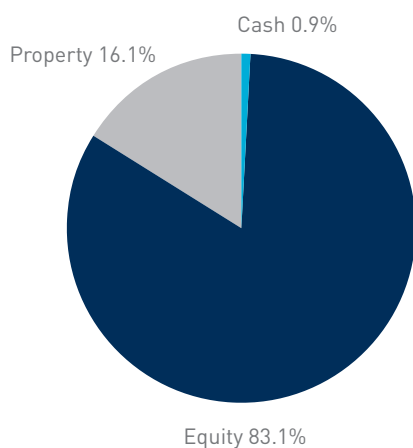
The objective of the portfolio is to track the Scientific Beta CS South Africa Six-Factor Equal Weighted Index. This strategy is created to offer exposure to well-rewarded, academically grounded risk factors, whilst diversifying away as much as possible from non-rewarded, non-systematic risks.

The index, which is constructed and maintained by the EDHEC-Risk Institute in France, provides exposure to the 52 largest and most liquid shares listed on the JSE (primary and secondary) and is rebalanced quarterly.

TOP 10 CONSTITUENTS

Constituents	Weight (%)	Constituents	Weight (%)
Growthpoint	4.7	MTN Group Limited	3.1
Mondi Limited	3.7	ABSA Group	3.0
South32 Limited	3.7	Com Finance Richmond SA	2.9
Clicks Group	3.5	AngloGold Ashanti	2.9
BHP Group Plc	3.1	Bidvest Group	2.8

ASSET ALLOCATION



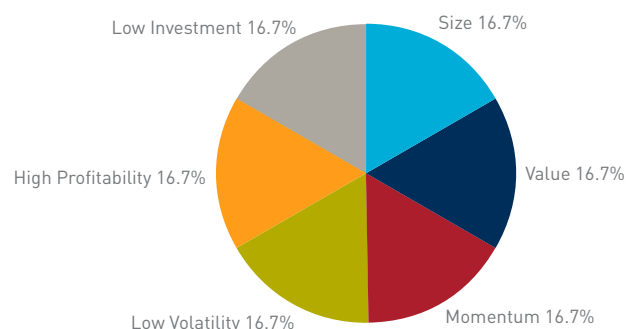
ANNUALISED HISTORIC PERFORMANCE PERIOD ENDING 30 APRIL 2019

	Since inception
CoreShares SciBeta Multi Factor Index Fund	-1.3%
Scientific Beta CS South Africa 6F-EW Index	-0.1%

FUND INFORMATION

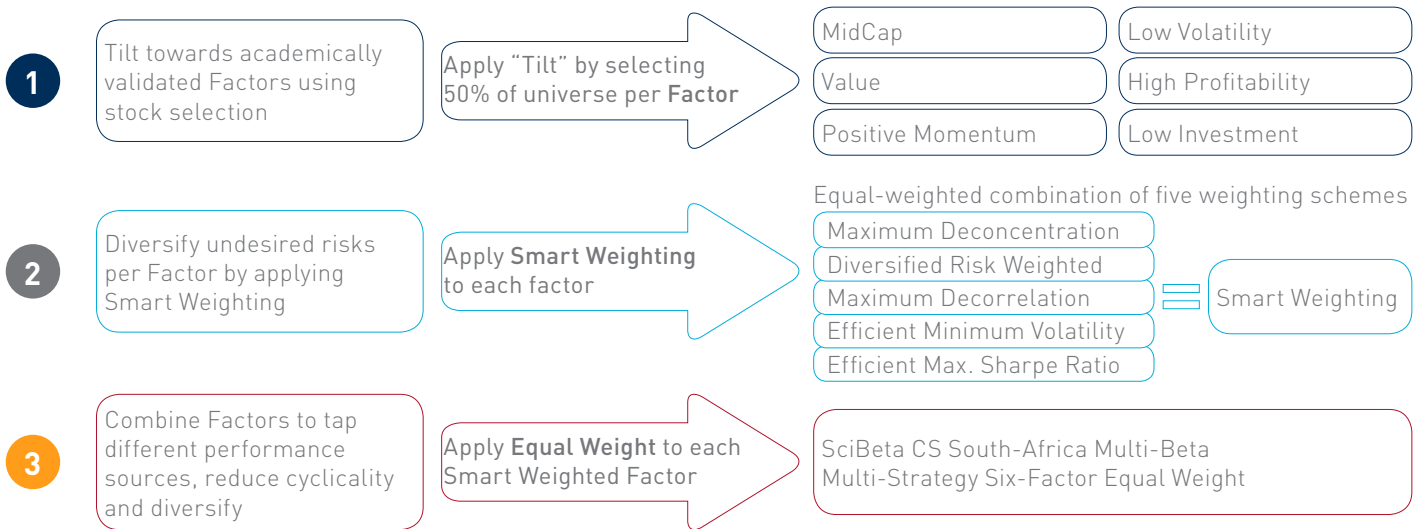
Classification	South African – Equity – General
Benchmark	Scientific Beta CS South Africa 6F-EW Index
Inception date	02 October 2017
Number of holdings	52
Units in issue	33 064 646
NAV	92 cents per unit
Size	R30 284 615
Historic yield	4.66%
Management Fee	0.40% (ex VAT)
TER	0.52%
TIC	0.67%
Distribution dates	March, June, September, December
Last 12 months distribution	3.05 cpu
Risk profile	Aggressive (5/5) ●●●●●
Fund Manager	CoreShares Asset Management
Trustee and Custodian	Société Générale Johannesburg Branch
Valuation time	17h00
Cut off time for transaction	14h00

FACTOR ALLOCATION



INVESTMENT PHILOSOPHY

In using the latest advancements in Smart Beta design, the fund’s rules-based and transparent philosophy and process is outlined below:



WHY CHOOSE THIS FUND?

The benefits of the CoreShares Scientific Beta Multi Factor Index Fund are the following:

- Can be used as part of a core/satellite approach
- De-concentrated index (risk management)
- Single security and factor diversification
- Cost efficiency
- Transparency
- Active equity replacement strategy

RISKS

As with all investments, there are certain risks of investing in CoreShares Scientific Beta Multi Factor Index Fund:

- Index Tracking Risk – The unit trusts returns may not match the index returns due to operating costs.
- An investment in the unit trust involves risks similar to those of investing in any fund such as liquidity risk and capital risk.

DISCLOSURES

CoreShares Index Tracker Managers (RF) (Pty) Ltd (“the Manager”), Registration number 2006/006498/07, is a company incorporated in South Africa acting as a manager of collective investments schemes in securities in terms of Section 42 of the Collective Investments Schemes Control Act and is supervised by the Financial Sector Conduct Authority. The registered address of the Manager is 5 Arundel Close, Kingsmead Office Park, Durban, 4001. The Trustee and Custodian is Société Générale Johannesburg Branch. The Investment Management of the portfolios is outsourced to CoreShares Asset Management (Pty) Ltd, an authorised financial services provider, FSP 46695. Client administration is outsourced to Maitland Group South Africa Limited, Tel: 021 681 8059; Address: Maitland House 1, River Park, Gloucester Road, Mowbray, 7700, Cape Town. This document and any other information supplied in connection with CoreShares is not “advice” as defined and/or contemplated in terms of the Financial Advisory and Intermediary Services Act and, therefore, investors are encouraged to obtain their own independent advice prior to buying participatory interests in CIS portfolios issued by the Manager. Participatory interests in the portfolios issued by the manager qualify as investment instruments for the purposes of Tax Free Savings and Investment account by virtue of Section 12T of the Income Tax Act (available on certain LISP’s). Collective investment schemes are generally medium to long-term investments. The value of participatory interests or the investment may go down as well as up. Past performance is not necessarily a guide to future performance. Collective investment schemes are traded at ruling prices and can engage in borrowing and scrip lending. A schedule of fees and charges and maximum commissions is available on request from the manager. There are no performance fees charged in the portfolio. Commission and incentives may be paid and if so, would be included in the overall costs. The manager does not provide any guarantee either with respect to the capital or the return of a portfolio. The General Investor Report will be published 3 months after the launch of the fund and will be available on request and on our website. The portfolio may borrow up to 10% of its net assets on a temporary basis. Such borrowings are permitted only to meet the portfolio’s obligations in relation to (i) the administration of the Fund relating to purchase or sale transactions; and/or (ii) the redemption or cancellation of participatory interests in the portfolio. Borrowings in relation to (i) above are only permitted for a period of up to 8 calendar days, and 61 calendar days in respect of (ii). Past portfolio performance is measured on a rolling monthly basis. The annual report, brochures, application form is available on our website. The portfolio may be closed to new investments at any time in order to be managed in accordance with its mandate.

HOW TO INVEST

The CoreShares Scientific Beta Multi Factor Index Fund is available through the following channels:

- Directly through CoreShares (at R10 million minimum)
- LISP platforms: Momentum
- Segregated mandate (at management fee of 0.25% ex-VAT)

WHERE TO VIEW THE INDEX AND ITS PERFORMANCE

<http://www.scientificbeta.com/#/index/XXX-CS01-MA5>

MANAGER INFORMATION

CoreShares Index Tracker Managers (RF) (Pty) Ltd
 4th Floor, Grindrod Tower, 8A Protea Place, Sandton.
 PO Box 78011, Sandton, 2146.

CoreShares shall, wherever possible, avoid situations causing a conflict of interest. Where it is not possible to avoid such conflict, CoreShares shall advise you of such conflict in writing at the earliest reasonable opportunity and shall mitigate the conflict of interest in accordance with its conflict of interest. Management Policy. You may send a blank email with a subject “conflict of interest” to the compliance officer, should you need a copy of this policy. Complaints should be directed to the Compliance Officer. The Complaints Resolution Policy is available on request. The Compliance Officer’s email address is compliance@coreshares.co.za. Total expense ratio (TER) is a measure of a portfolio’s assets that have been expended as payment for services rendered in the management of the portfolio or collective investment scheme (CIS), expressed as a percentage of the average daily value of the portfolio or CIS calculated over rolling three year periods coinciding with a calendar quarter end and annualised. Transaction costs (TC) is a measure to determine the costs incurred in buying and selling the underlying assets of a portfolio or CIS, expressed as a percentage of the average daily value of the portfolio or CIS calculated over a period of three years on an annualised basis. TC are a necessary cost in administering the portfolio or CIS and impacts returns. It should not be considered in isolation as returns may be impacted by many other factors over time including market returns, the type of portfolio or CIS, the investment decisions of the investment manager and the TER. Total investment charges is a measure of the total value of portfolio incurred as costs relating to the investment of the portfolio or CIS. A higher TER / TC does not necessarily imply a poor return, nor does a low TER / TC imply a good return. The current TER may not necessarily be an accurate indication of future TER / TC’s. Trustee and custodian: Société Générale Johannesburg Branch Telephone 011 448 8427 Address: 160 Jan Smuts Avenue, Rosebank. The Scientific Beta CS South Africa Six Factor Equal Weighted Index is the intellectual property (including registered trademarks) of EDHEC Risk Institute Asia Ltd and/or its licensors, which is used under license within the framework of ERI Scientific Beta activity. The CoreShares Scientific Beta Multi Factor Index Fund that replicates fully or partially the Scientific Beta CS South Africa Six Factor Equal Weighted Index is not sponsored, endorsed, sold or promoted by EDHEC Risk Institute Asia Ltd and its licensors and neither EDHEC Risk Institute Asia Ltd nor its licensors shall have any liability with respect thereto. The NAV is published daily and is available on the website www.coreshares.co.za
 Issued 16 May 2019
 SciBeta: v.SB19_04_20